[Faulty model]: iPad Air2

[Fault phenomenon]: Inlet water No Power ON

The customer described that the tablet accidentally entered the water and can't open the machine now.



[Fault Analysis]:

The machine mobile phone inlet water No Power ON, the machine that enters the water, is generally the fault caused by the water corrosion short circuit, which can not open the machine, mainly check the water inlet area and the corrosion place.

[Maintenance process]:

Get the machine, take apart the screen, take off the motherboard, and find traces of water corrosion.


Li-ion





Clean up the place where the water is corroded, and show the corroded capacitor on the side of the connector.



The corroded Inductor is shorted.



After cleaning the position of the Camera connector.It was found that the foot has been eroded and replaced directly with a rear Camera connector.





The installation found that it can be turned on, but it is not charged. The test found that the data pin on the battery was corroded and broken, and it was directly processed by Flying wire (connecting two solder joints with thin insulated wires).





[Maintenance results]:

Installed test, display normal, normal charging, normal photo, normal function, maintenance is over, this fault is caused by water corrosion caused by No Power ON.


iPad
94%
11:49
1月1日 星期四
滑动来解锁